

# Safety regulations

## Molymet Belgium



0032 9 254 06 66









### Evacuation Alarm

- Inform third parties (contractors, visitors);
- Evacuate **away from the danger** (fire, smoke, gas, ...), if possible perpendicular to the wind direction, to the nearest evacuation point;
- Evacuate **indoors**;

**Register at the evacuation point by using your entrance badge on the badge reader;**



- **Close windows, doors** and gates at the evacuation points;
- An evacuation alarm **test** is carried out on **the first Thursday of each month** at 12:00 hrs (no action is required then).

-  • You are required **to sign in** individually and **sign out** individually at the reception desk.
-  • You are **prohibited** from carrying out work **without prior consent** from Molymet Belgium. You are **prohibited** from carrying out work **without a valid working permit**.
-  • You are required **to report** to the **team leader** before entering a department.
-  • **Waste** must be cleaned up and properly **sorted**.
-  • The **truck driver** is required to stay a **safe distance** away from the loading/unloading activities (in the cab, next to the loading foreman, etc.). **Walking around** the site is **prohibited**.
-  • **Truck drivers** are **required to load their cargo** according to the attached loading plan.

I hereby confirm that I have read and understood the above rules and that I will comply with them. Non-compliance with the above rules can lead to your removal from the Molymet Belgium nv site.

Last name: ..... First name: .....

Company: ..... Date: ..... / ..... / ..... Signature: .....

*If you are able to present the document 'Molymet Belgium safety regulations' during your next visit, you will not be required to fill in a new document // VPRO\_DE02E - version 12*



# Emergency plan

- E2, 3, 5, 6 Production department Roaster
- E7, 8, 9 Production department FeMo
- E14 Production department Sulfuric acid
- E18, 19 Storage area
- E20 Slag crusher
- E20b Jig
- H1-H6 Storage area
- E29 Storage area
- E30, 31 Wash water treatment
- E32 Cooling water circuit
- E33 Social building (refectory, changing rooms, toilet)
- E40 PurOx
- G1 Administration building (offices)
- G3 Central warehouse
- G4 Iron stockage
- G5 Work house / offices maintenance
- G6 Laboratory
- G23, 24 Sampling department
- G31-35, 39 Storage area
- G42, 43 Storage area
- AWA Waste water treatment facility
- CP Waste park



- Emergency shower
- First-aid box
- Evacuation masks
- Smoking zone
- Toilet
- Parking
- AED device
- Wind turbine
- Bicycle parking

## Access roads:

1. Access 'porter'
2. Access 'swing gate'
3. Access 'sliding gate'

## Evacuation points:

- Evac 1:** canteen administrative building (G1)
- Evac 2:** PurOx (E40)



### EVAC 1: evacuation point canteen administrative building (G1)

- This evacuation point is only accessible on working days from 07h30 - 17h00;
- Outside these hours, you must go to the evacuation point in the PurOx department or, if this is not possible, report to the sulphuric acid operator by telephone (09/254 06 26 - 0498/90 51 57).



### EVAC 2: evacuation point PurOx department (E40)

- 24h/24h and 7d/7d accessible.